









LEGEND

-  INTERSTATE HIGHWAY
-  RD1000 PUMPING PLANT
-  PUMP
-  CHECK STRUCTURE
-  HIGH LINE DITCH
-  DRAIN
-  LATERAL
-  UNDERGROUND PIPE

